

# Caridad Center, Inc.

## Financial Statements

September 30, 2017 and 2016

## Table of Contents

### **Section I – Financial Statements**

Independent Auditors' Report.....	1 – 2
Statements of Financial Position.....	3
Statements of Activities.....	4
Statements of Functional Expenses.....	5 – 6
Statements of Cash Flows .....	7
Notes to Financial Statements.....	8 – 15

### **Section II – Supplementary Information**

Components of Support and Revenue .....	17 – 18
Components of Functional Expenses.....	19 – 20

## Independent Auditors' Report

To the Board of Directors  
Caridad Center, Inc.  
Boynton Beach, Florida

### ***Report on the Financial Statements***

We have audited the accompanying financial statements of Caridad Center, Inc. (a nonprofit organization), which comprise the statements of financial position as of September 30, 2017 and 2016, and the related statements of activities, functional expenses, and cash flows for the years then ended, and the related notes to the financial statements.

### ***Management's Responsibility for the Financial Statements***

Management is responsible for the preparation and fair presentation of these financial statements in accordance with accounting principles generally accepted in the United States of America; this includes the design, implementation, and maintenance of internal control relevant to the preparation and fair presentation of financial statements that are free from material misstatement, whether due to fraud or error.

### ***Auditors' Responsibility***

Our responsibility is to express an opinion on these financial statements based on our audits. We conducted our audits in accordance with auditing standards generally accepted in the United States of America. Those standards require that we plan and perform the audits to obtain reasonable assurance about whether the financial statements are free from material misstatement.

An audit involves performing procedures to obtain audit evidence about the amounts and disclosures in the financial statements. The procedures selected depend on the auditor's judgment, including the assessment of the risks of material misstatement of the financial statements, whether due to fraud or error. In making those risk assessments, the auditor considers internal control relevant to the entity's preparation and fair presentation of the financial statements in order to design audit procedures that are appropriate in the circumstances, but not for the purpose of expressing an opinion on the effectiveness of the entity's internal control. Accordingly, we express no such opinion. An audit also includes evaluating the appropriateness of accounting policies used and the reasonableness of significant accounting estimates made by management, as well as evaluating the overall presentation of the financial statements.

We believe that the audit evidence we have obtained is sufficient and appropriate to provide a basis for our audit opinion.

### ***Opinion***

In our opinion, the financial statements referred to above present fairly, in all material respects, the financial position of Caridad Center, Inc. as of September 30, 2017 and 2016, and the changes in its net assets and its cash flows for the years then ended in accordance with accounting principles generally accepted in the United States of America.

*Continued from previous page*

***Other Matters***

Our audit was conducted for the purpose of forming an opinion on the financial statements as a whole. The accompanying charts of Components of Support and Revenue and Components of Functional Expenses on pages 17 – 20 are presented for purposes of additional analysis and are not a required part of the financial statements. Such information is the responsibility of management and was derived from and relates directly to the underlying accounting and other records used to prepare the financial statements. The information has been subjected to the auditing procedures applied in the audit of the financial statements and certain additional procedures, including comparing and reconciling such information directly to the underlying accounting and other records used to prepare the financial statements or to the financial statements themselves, and other additional procedures in accordance with auditing standards generally accepted in the United States of America. In our opinion, the information is fairly stated in all material respects in relation to the financial statements as a whole.

*Accountal Capital LLP*

Boca Raton, Florida  
January 16, 2018

Caridad Center, Inc.  
 Statements of Financial Position  
 September 30, 2017 and 2016

	<u>ASSETS</u>	
	<u>2017</u>	<u>2016</u>
Assets:		
Cash and cash equivalents	\$ 595,614	\$ 765,478
Restricted cash	135,910	291,126
Pledges receivable, net	76,773	54,125
Grants receivable	421,138	1,387,220
Investments	1,907,916	1,713,245
Inventory	7,570	22,645
Prepaid expenses	80,795	61,781
Property and equipment, net	<u>5,728,145</u>	<u>5,663,927</u>
Total assets	<u>\$ 8,953,861</u>	<u>\$ 9,959,547</u>
	<u>LIABILITIES AND NET ASSETS</u>	
Liabilities:		
Accounts payable and accrued expenses	\$ 150,830	\$ 195,713
Deferred income	59,899	43,404
Total liabilities	<u>210,729</u>	<u>239,117</u>
Commitments and contingencies		
Net assets:		
Unrestricted:		
Quasi-endowment fund	315,000	315,000
Undesignated	7,926,475	7,949,778
	<u>8,241,475</u>	<u>8,264,778</u>
Temporarily restricted	501,657	1,455,652
Total net assets	<u>8,743,132</u>	<u>9,720,430</u>
Total liabilities and net assets	<u>\$ 8,953,861</u>	<u>\$ 9,959,547</u>

See accompanying notes to financial statements.

Caridad Center, Inc.  
 Statements of Activities  
 For the Years Ended September 30, 2017 and 2016

	2017			2016		
	Unrestricted	Temporarily Restricted	Totals	Unrestricted	Temporarily Restricted	Totals
Support and revenue:						
Contributions	\$ 687,874	\$ 142,425	\$ 830,299	\$ 573,541	\$ 1,038,912	\$ 1,612,453
Bequests	37,072	-	37,072	1,338,113	-	1,338,113
Grants	616,875	1,175,929	1,792,804	965,351	1,728,825	2,694,176
Contributed services	3,223,525	-	3,223,525	2,858,633	-	2,858,633
Donated medical supplies	147,583	-	147,583	103,015	-	103,015
Program fees	132,344	-	132,344	110,213	-	110,213
Fund raising events, net of directly-related expenses	164,998	-	164,998	170,359	-	170,359
Investment net realized and unrealized (losses)	(4,252)	-	(4,252)	(3,125)	-	(3,125)
Interest and dividend income	63,174	-	63,174	46,455	-	46,455
Rental income	505	-	505	505	-	505
Total support and revenue	<u>5,069,698</u>	<u>1,318,354</u>	<u>6,388,052</u>	<u>6,163,060</u>	<u>2,767,737</u>	<u>8,930,797</u>
Net assets released from restrictions:						
Satisfaction of program restrictions	1,959,654	(1,959,654)	-	1,201,538	(1,201,538)	-
Satisfaction of capital campaign restrictions	312,695	(312,695)	-	2,979,935	(2,979,935)	-
Total support and revenue	<u>7,342,047</u>	<u>(953,995)</u>	<u>6,388,052</u>	<u>10,344,533</u>	<u>(1,413,736)</u>	<u>8,930,797</u>
Expenses:						
Program services	6,586,117	-	6,586,117	5,872,356	-	5,872,356
Supporting services:						
Development and fund raising	381,296	-	381,296	392,494	-	392,494
Management and general	397,937	-	397,937	384,845	-	384,845
Total expenses	<u>7,365,350</u>	<u>-</u>	<u>7,365,350</u>	<u>6,649,695</u>	<u>-</u>	<u>6,649,695</u>
Change in net assets	(23,303)	(953,995)	(977,298)	3,694,838	(1,413,736)	2,281,102
Net assets, beginning of year	<u>8,264,778</u>	<u>1,455,652</u>	<u>9,720,430</u>	<u>4,569,940</u>	<u>2,869,388</u>	<u>7,439,328</u>
Net assets, end of year	<u>\$ 8,241,475</u>	<u>\$ 501,657</u>	<u>\$ 8,743,132</u>	<u>\$ 8,264,778</u>	<u>\$ 1,455,652</u>	<u>\$ 9,720,430</u>

See accompanying notes to financial statements.

Caridad Center, Inc.  
Statement of Functional Expenses  
For the Year Ended September 30, 2017

	Program Services				Supporting Services			Total Functional Expenses
	Outreach	Education	Clinic	Total	Development & Fund Raising	Management & General	Total	
Salaries and wages	\$ 38,771	\$ 19,986	\$ 1,297,146	\$ 1,355,903	212,926	\$ 209,145	\$ 422,071	\$ 1,777,974
Payroll taxes and related benefits	7,523	2,452	351,671	361,646	47,414	48,116	95,530	457,176
Payroll processing fees	1,045	2,745	34,728	38,518	2,532	2,776	5,308	43,826
Contract labor	3,078	-	63,454	66,532	-	1,650	1,650	68,182
Contributed services and supplies	-	-	3,371,108	3,371,108	-	-	-	3,371,108
Laboratory	-	-	51,540	51,540	-	-	-	51,540
Program supplies	5,605	5,415	246,583	257,603	-	-	-	257,603
Program supplies - PEP Program	-	-	317,382	317,382	-	-	-	317,382
Information technology	3,686	-	7,339	11,025	7,776	1,933	9,709	20,734
Telephone and utilities	666	-	13,742	14,408	534	1,989	2,523	16,931
Office supplies	605	-	43,536	44,141	2,794	13,170	15,964	60,105
Taxes and licenses	100	-	1,495	1,595	575	268	843	2,438
Insurance	1,958	-	40,129	42,087	979	10,738	11,717	53,804
Interest and bank fees	-	-	-	-	5,043	1,769	6,812	6,812
Investment fees	-	-	-	-	-	9,688	9,688	9,688
Professional fees	-	-	17,081	17,081	52,180	21,931	74,111	91,192
Accounting services	-	-	-	-	-	27,250	27,250	27,250
Capital campaign	-	-	-	-	14,186	-	14,186	14,186
Travel and related expenses	708	-	8,895	9,603	1,579	2,352	3,931	13,534
Emergency aid	87,428	-	-	87,428	-	-	-	87,428
Holiday	29,487	-	-	29,487	-	-	-	29,487
Scholarships	35,554	-	-	35,554	-	-	-	35,554
Summer program	27,144	-	-	27,144	-	-	-	27,144
School supplies	16,125	-	-	16,125	-	-	-	16,125
Girl scouts	5,106	-	-	5,106	-	-	-	5,106
Volunteer appreciation	-	-	9,529	9,529	-	-	-	9,529
Health fairs	-	-	14,796	14,796	-	-	-	14,796
Training and education	143	-	5,450	5,593	2,500	1,608	4,108	9,701
Printing and reproduction	-	-	482	482	7,562	-	7,562	8,044
Postage and freight	-	-	1,376	1,376	12	717	729	2,105
Repairs and maintenance	-	-	10,429	10,429	-	722	722	11,151
Storage	305	-	14,073	14,378	-	-	-	14,378
Miscellaneous	8,715	100	2,220	11,035	1,360	740	2,100	13,135
Facility expense allocation	6,214	-	124,707	130,921	3,049	18,119	21,168	152,089
Bad debt expense	-	-	-	-	10,000	-	10,000	10,000
Depreciation	7,246	-	219,316	226,562	8,295	23,256	31,551	258,113
<b>Total</b>	<b>\$ 287,212</b>	<b>\$ 30,698</b>	<b>\$ 6,268,207</b>	<b>\$ 6,586,117</b>	<b>381,296</b>	<b>\$ 397,937</b>	<b>\$ 779,233</b>	<b>\$ 7,365,350</b>

See accompanying notes to financial statements.

Caridad Center, Inc.  
Statement of Functional Expenses  
For the Year Ended September 30, 2016

	Program Services				Supporting Services			Total Functional Expenses
	Outreach	Education	Clinic	Total	Development & Fund Raising	Management & General	Total	
Salaries and wages	\$ 47,579	\$ 22,552	\$ 1,204,963	\$ 1,275,094	\$ 210,573	\$ 220,718	\$ 431,291	\$ 1,706,385
Payroll taxes and related benefits	9,333	3,465	321,943	334,741	47,467	47,830	95,297	430,038
Payroll processing fees	1,394	1,765	34,071	37,230	4,673	9,195	13,868	51,098
Contract labor	4,905	-	74,489	79,394	84	-	84	79,478
Contributed services and supplies	-	-	2,941,366	2,941,366	-	-	-	2,941,366
Laboratory	-	-	38,235	38,235	-	-	-	38,235
Program supplies	482	3,897	190,934	195,313	-	-	-	195,313
Program supplies - PEP Program	-	-	306,040	306,040	-	-	-	306,040
Information technology	-	-	16,097	16,097	2,490	11,938	14,428	30,525
Telephone and utilities	-	-	7,447	7,447	1,323	5,125	6,448	13,895
Office supplies	326	-	39,293	39,619	9,639	16,507	26,146	65,765
Taxes and licenses	100	-	1,437	1,537	350	-	350	1,887
Insurance	1,266	-	36,772	38,038	2,954	8,451	11,405	49,443
Interest and bank fees	-	-	-	-	58	6,688	6,746	6,746
Investment fees	-	-	-	-	-	7,368	7,368	7,368
Professional fees	-	-	83,410	83,410	24,663	3,000	27,663	111,073
Accounting services	-	-	-	-	-	27,950	27,950	27,950
Capital campaign	-	-	-	-	71,352	-	71,352	71,352
Travel and related expenses	1,142	-	29,769	30,911	1,965	2,442	4,407	35,318
Emergency aid	33,973	-	-	33,973	-	-	-	33,973
Holiday	29,535	-	-	29,535	-	-	-	29,535
Scholarships	22,539	-	-	22,539	-	-	-	22,539
Summer program	27,440	-	-	27,440	-	-	-	27,440
School supplies	15,802	-	-	15,802	-	-	-	15,802
Girl scouts	14,924	-	-	14,924	-	-	-	14,924
Volunteer appreciation	-	-	8,656	8,656	-	-	-	8,656
Health fairs	-	-	12,981	12,981	-	-	-	12,981
Training and education	-	-	70,328	70,328	835	1,672	2,507	72,835
Printing and reproduction	-	-	5,013	5,013	5,222	697	5,919	10,932
Postage and freight	-	-	2,278	2,278	142	1,925	2,067	4,345
Repairs and maintenance	73	-	4,012	4,085	20	455	475	4,560
Storage	1,630	-	13,082	14,712	-	-	-	14,712
Miscellaneous	1,500	-	5,192	6,692	3,364	5,283	8,647	15,339
Facility expense allocation	2,280	-	60,805	63,085	5,320	7,601	12,921	76,006
Depreciation	-	-	115,841	115,841	-	-	-	115,841
<b>Total</b>	<b>\$ 216,223</b>	<b>\$ 31,679</b>	<b>\$ 5,624,454</b>	<b>\$ 5,872,356</b>	<b>\$ 392,494</b>	<b>\$ 384,845</b>	<b>\$ 777,339</b>	<b>\$ 6,649,695</b>

See accompanying notes to financial statements.



Caridad Center, Inc.  
 Statements of Cash Flows  
 For the Years Ended September 30, 2017 and 2016

	<u>2017</u>	<u>2016</u>
Cash flows from operating activities:		
Change in net assets	\$ (977,298)	\$ 2,281,102
Adjustments to reconcile change in net assets to net cash provided by operating activities:		
Depreciation	258,113	115,841
Proceeds from donated stock	127,213	54,602
Net realized and unrealized (losses) from investments	(4,252)	(3,125)
Change in operating assets and liabilities:		
Pledges receivable	(22,648)	96,584
Grants receivable	966,082	(501,641)
Inventory	15,075	19,083
Prepaid expenses	(19,016)	(15,494)
Accounts payable and accrued expenses	(44,883)	(405,010)
Deferred income	16,495	2,495
Net cash provided by operating activities	<u>314,881</u>	<u>1,644,437</u>
Cash flows from investing activities:		
Purchase of investments	(413,270)	(369,307)
Proceeds from sales of investments	95,640	37,393
Additions to property and equipment	(322,331)	(309,911)
Net cash used in investing activities	<u>(639,961)</u>	<u>(641,825)</u>
Cash flows from financing activities:		
Contributions restricted for capital campaign purchases	-	(2,570,757)
Net cash used in financing activities	<u>-</u>	<u>(2,570,757)</u>
Net decrease in cash and cash equivalents	(325,080)	(1,568,145)
Cash and cash equivalents, beginning of year	<u>1,056,604</u>	<u>2,624,749</u>
Cash and cash equivalents, end of year	<u>\$ 731,524</u>	<u>\$ 1,056,604</u>

See accompanying notes to financial statements.

## Note 1 – Nature of Organization

Caridad Center, Inc. (the “Organization”) is a nonprofit organization established in 1989. The Organization has been a community resource to the underserved population in Palm Beach County. The Organization was established to provide medical and dental services to individuals and families that otherwise would not have received any medical care. In addition, subsidies for housing and educational programs have been available throughout the years. The primary sources of income for the Organization are donations from various individuals, foundations, government agencies, and charities. Additionally, medical professionals (doctors/dentist/nurses/specialist, etc.) and organizations donate substantial medical and dental services and supplies.

## Note 2 – Summary of Significant Accounting Policies

### Financial Statement Presentation

In accordance with the Financial Accounting Standards Board (“FASB”) Accounting Standard Codification (“ASC”) 958, *Not-for-Profit Entities*, the Organization reports information regarding its financial position and activities according to three (3) classes of net assets: unrestricted net assets, temporarily restricted net assets and permanently restricted net assets. At September 30, 2017 and 2016, the Organization had no permanently restricted net assets.

### Use of Estimates

The preparation of financial statements in conformity with U.S. generally accepted accounting principles requires management to make estimates and assumptions that affect certain reported amounts and disclosures. Accordingly, actual results could differ from those estimates.

### Cash and Cash Equivalents

For purposes of reporting cash flows, the Organization considers all highly liquid investments available for current use with an initial maturity of three (3) months or less to be cash equivalents.

The Organization's cash deposits exceeded Federal Deposit Insurance Corporation (“FDIC”) limits at various times during the years ended September 30, 2017 and 2016. The Organization has not experienced any loss in such accounts and believes it is not exposed to any significant credit risk on its cash balances. Cash and cash equivalents exceeding the FDIC limits totaled \$411,058 and \$211,377 at September 30, 2017 and 2016, respectively.

### Inventory

Inventory consists of medical and dental supplies. Such supplies that are received as donations are recorded at market value at the time of donation. Purchased supplies are recorded at the lower of cost or market (first-in, first-out method).

### Contributions and Pledges Receivable

All contributions are considered to be available for unrestricted use unless specifically restricted by the donor. Contributions of cash, other assets, and unconditional promises to give are recognized when received from the donor. Classification of these contributions as unrestricted, temporarily restricted or permanently restricted is based upon any donor-imposed stipulations that limit the use of the donated assets. When a donor-imposed restriction ends or a purpose restriction is accomplished, temporarily restricted net asset are reclassified to unrestricted net assets and reported in the statements of activities as net assets released from restrictions. Receivables resulting from this type of contributions and promises to give are reported at the discounted present value of

## Note 2 – Summary of Significant Accounting Policies, continued

### Contributions and Pledges Receivable, continued

estimated future cash flows, using a discounted rate that approximates the rate of government securities, and are deemed fully collectible at September 30, 2017 and 2016. Amortization of the discount is netted against the contributions revenue on the Organization's statements of activities.

### Property and Equipment

Property and equipment are recorded at cost if purchased and at their estimated fair value if donated. Such donations are reported as unrestricted support unless the donor has restricted the donated asset to a specific purpose. Assets donated with explicit restrictions regarding their use and contributions of cash that must be used to acquire property and equipment are reported as restricted support. Absent donor stipulations regarding how long those donated assets must be maintained, the Organization reports expirations of donor restrictions when the donated or acquired assets are placed in service, as instructed by the donor. The Organization reclassifies temporarily restricted net assets to unrestricted net assets at that time. Maintenance and repairs are expensed as incurred. The Organization capitalizes all property and equipment with a cost of \$1,000 if purchased, and a fair value of \$1,000 at date of donation if received by contribution.

### Functional Allocation of Expenses

The costs of providing the various programs and other activities have been summarized on a functional basis in the statements of activities. Accordingly, certain costs have been allocated among the programs and supporting services benefited. Facility allocation expenses consisting of electricity, cleaning, lawn, repairs and maintenance, security, and trash removal have been allocated based on the square footage of space occupied by each program and supporting service.

### Contributed Services and In-Kind Contributions

Contributed services are recognized if the services received create or enhance non-financial assets or require specialized skills and are provided by individuals possessing those skills and would typically need to be purchased if not provided by donation.

### Income Taxes

The Organization is a not-for-profit organization that is exempt from income taxes under Section 501(c)(3) of the Internal Revenue Code. Furthermore, it has been determined that the Organization is not a private foundation.

The Organization has adopted FASB ASC 740-10-25, *Accounting for Uncertainty in Income Taxes*. The Organization will record a liability for uncertain tax positions when it is more likely than not that a tax position would not be sustained if examined by the taxing authority. The Organization continually evaluates expiring statutes of limitations, audits, proposed settlements, changes in tax law and new authoritative rulings.

The Organization's evaluation on September 30, 2017 and 2016 revealed no uncertain tax positions that would have a material impact on the financial statements. The Organization does not believe that any reasonably possible changes will occur within the next twelve (12) months that will have a material impact on the financial statements.

## Note 2 – Summary of Significant Accounting Policies, continued

### Investments

The Organization carries investments in marketable securities with readily determinable fair values and all investments in debt securities at their fair values in the statements of financial position. Quoted market prices are used to determine fair values. Unrealized gains and losses, if any, are included in the caption "Investment net realized and unrealized (losses)" in the accompanying statements of activities.

The Organization has established a board designated fund, referred to as a "Quasi-Endowment Fund", to be invested in accordance with the Organization's investment policy with the income to be accumulated, used for operations or expansion as needed.

### Deferred Revenue

Rental income and certain fundraising income is deferred and recognized as revenue in the applicable period.

### Reclassifications

Certain accounts in the prior year financial statements have been reclassified for comparative purposes to conform to the current year presentation. These reclassifications have no effect on net assets or changes in net assets as previously reported.

### Recent Accounting Pronouncements

In August 2016, the FASB issued Accounting Standards Update ("ASU") No. 2016-14 Not-For-Profit ("NFP") Entities (Topic 958), *Presentation of Financial Statements of Not-For-Profit Entities*. Under the new guidance, NFP entities are required to: (1) present on the face of the statement of financial position amounts for two classes of net assets at the end of the period, rather than the currently required three classes. That is, an NFP will report amounts for net assets with donor restrictions and net assets without donor restrictions, as well as the currently required amount for total net assets; (2) present on the face of the statement of activities the amount of the change in each of the two classes of net assets rather than that of the currently required three classes; (3) continue to present on the face of the statement of cash flows the net amount for operating cash flows using either the direct or indirect method of reporting but no longer require the presentation or disclosure of the indirect method reconciliation if using the direct method; (4) provide enhanced disclosure on (a) governing board designations, appropriation, and similar actions that result in self-imposed limits on use of resources without donor-imposed restrictions as of the end of the period; (b) composition of net assets with donor restrictions at the end of the period; (c) qualitative information that communicates how the Organization manages its liquid resources to meet cash needs for general expenditures within one year of the balance sheet date; (d) qualitative information that communicates availability of the Organization's financial assets at the balance sheet date to meet cash needs for general expenditures within one year of the balance sheet date; (e) amount of expenses by both their natural and functional classification; (f) methods used to allocate costs among programs and support functions; (g) additional disclosures on underwater endowment funds. The new reporting guidance is effective for fiscal years beginning after December 15, 2017. Management is evaluating the potential impact of this new guidance on the financial statements.

**Note 2 – Summary of Significant Accounting Policies, continued**

***Recent Accounting Pronouncements, continued***

In November 2016, the FASB issued ASU No. 2016-18, *Statement of Cash Flows (Topic 230): Restricted Cash*, which provides guidance on the classification of restricted cash in the statement of cash flows. ASU No. 2016-18 is effective for fiscal years beginning January 1, 2018. Early adoption is permitted. The Organization does not expect the adoption of ASU No. 2016-18 to have a material effect on the financial statements and disclosures.

***Date of Management Review***

Management has evaluated subsequent events through January 16, 2018, the date on which the financial statements were available to be issued.

**Note 3 – Grant Receivables**

The Organization received unconditional promises to give in the amount of \$1,460,058 and \$2,126,710 in 2017 and 2016, respectively. The grants are temporarily restricted. The grant receivable balances due in one year consisted of \$421,138 and \$1,387,220 as of September 30, 2017 and 2016, respectively.

**Note 4 – Investments**

Investments consist of the following at September 30:

	2017	
	Cost	Fair Value
Corporate bonds	\$ 1,239,106	\$ 1,236,190
Certificates of deposit	176,955	175,482
Fixed income taxable funds	261,699	265,729
Equity mutual funds	155,495	179,614
Municipal bonds	51,052	50,901
Total investments	<u>\$ 1,884,307</u>	<u>\$ 1,907,916</u>
	2016	
	Cost	Fair Value
Corporate bonds	\$ 1,109,589	\$ 991,145
Certificates of deposit	288,402	287,679
Fixed income taxable funds	214,376	207,651
Equity mutual funds	187,869	201,684
Municipal bonds	25,448	25,086
Total investments	<u>\$ 1,825,684</u>	<u>\$ 1,713,245</u>

**Note 4 – Investments, continued**

Investment (losses) are summarized as follows for the years ended September 30:

	2017	2016
Net realized and unrealized (losses)	\$ (4,252)	\$ (3,125)
Less: management fees	(9,688)	(7,368)
	<u>\$ (13,940)</u>	<u>\$ (10,493)</u>

**Note 5 – Fair Value of Financial Instruments**

FASB ASC 820, *Fair Value Measurements and Disclosures*, requires disclosure of an estimate of fair value of certain financial instruments. The Organization's significant financial instruments are cash, grant receivable, U.S. government and agency notes, and other short-term assets and liabilities. For these financial instruments, carrying values approximate fair value.

**Note 6 – Fair Value Measurements**

Fair values of assets measured on a recurring basis consist of the following at September 30:

2017				
Fair Value Measurements at Reporting Date Using:				
	Fair Value	Quoted Prices in Active Market for Identical Inputs (Level 1)	Significant Other Observable Inputs (Level 2)	Significant Unobservable Inputs (Level 3)
Cash equivalents	\$ 127,336	\$ 127,336	\$ -	\$ -
Corporate bonds	1,236,190	1,236,190	-	-
Certificates of deposit	175,482	175,482	-	-
Fixed income taxable funds	265,729	265,729	-	-
Equity mutual funds	179,614	179,614	-	-
Municipal bonds	50,901	50,901	-	-
	<u>\$ 2,035,252</u>	<u>\$ 2,035,252</u>	<u>\$ -</u>	<u>\$ -</u>

2016				
Fair Value Measurements at Reporting Date Using:				
	Fair Value	Quoted Prices in Active Market for Identical Inputs (Level 1)	Significant Other Observable Inputs (Level 2)	Significant Unobservable Inputs (Level 3)
Cash equivalents	\$ 464,625	\$ 464,625	\$ -	\$ -
Corporate bonds	991,145	991,145	-	-
Certificates of deposit	287,679	287,679	-	-
Fixed income taxable funds	207,651	207,651	-	-
Equity mutual funds	201,684	201,684	-	-
Municipal bonds	25,086	25,086	-	-
	<u>\$ 2,177,870</u>	<u>\$ 2,177,870</u>	<u>\$ -</u>	<u>\$ -</u>

**Note 7 – Concentration of Credit Risk**

Financial instruments that are exposed to concentrations of credit risk consist of cash, grant receivable and investments. The cash and investments in U.S. government and agency notes are in high quality institutions and companies with high credit ratings. Grant receivables are principally with government agencies and foundations. Realization of these items is dependent on various individual economic conditions. Investments are based on quoted market prices. Grant receivables are carried at estimated net realizable values. At September 30, 2017 and 2016, the Organization had no significant concentrations of credit risk.

**Note 8 – Pledges Receivable**

Pledges receivable consist of the following at September 30:

	<u>2017</u>	<u>2016</u>
Total pledges receivable	\$ 88,835	\$ 55,000
Present value discount at annualized rate of 7% for 2017 and 2016, respectively	(12,062)	(875)
Net value of pledges receivable	<u>\$ 76,773</u>	<u>\$ 54,125</u>

These amounts are due as follows:

<u>Years Ending September 30,</u>		
2018	\$	33,835
2019		13,095
2020		12,240
2021		11,445
2022		6,158
	<u>\$</u>	<u>76,773</u>

**Note 9 – Property and Equipment**

Property and equipment, net, consists of the following at September 30:

	<u>2017</u>	<u>2016</u>
Land	\$ 159,146	\$ 159,146
Equipment	762,464	852,702
Building	6,281,991	1,869,800
Furniture	12,818	32,448
Computer software	23,358	29,973
Construction in progress	-	4,133,893
	<u>7,239,777</u>	<u>7,077,962</u>
Less: accumulated depreciation	(1,511,632)	(1,414,035)
	<u>\$ 5,728,145</u>	<u>\$ 5,663,927</u>

Depreciation expense totaled \$258,113 and \$115,841 for the years ended September 30, 2017 and 2016, respectively.

**Note 10 – Contingencies**

Grants are subject to annual renewal and periodic amendment and require the fulfillment of certain conditions, as set forth in each instrument of grant. Failure to fulfill the conditions may require the return of the funds to grantors. Although that is a possibility, the Organization deems the contingency remote, since by accepting the grants and their terms it has met the objectives of the grantor and, therefore, the conditions of retaining the grants.

**Note 11 – Leasing Activities**

On June 11, 1997, the Organization leased a portion of its real property to The Soup Kitchen, Inc. of Palm Beach County. The lease term continues through May 31, 2096, and required a one-time rental payment of \$50,000 upon execution of the agreement, which occurred in 1998.

The following is a schedule by years of minimum future rental revenue to be recognized under this lease agreement as of September 30, 2017:

<u>Years Ending September 30,</u>	
2018	\$ 505
2019	505
2020	505
2021	505
2022	505
Thereafter	37,374
	<u>\$ 39,899</u>

**Note 12 – Temporarily Restricted Net Assets and Net Assets Released from Donor Restrictions**

Temporarily restricted net assets are available for the following purposes as of September 30:

	<u>2017</u>	<u>2016</u>
Program services	\$ 501,657	\$ 1,285,383
Capital campaign	-	170,269
	<u>\$ 501,657</u>	<u>\$ 1,455,652</u>

Temporarily restricted net assets are released from donor restrictions when the restricted assets are expended in satisfaction of the restricted purpose or by occurrence of other events specified by donors. Temporarily restricted net assets released were utilized for the following purposes during the years ended September 30:

	<u>2017</u>	<u>2016</u>
Program services	\$ 1,959,654	\$ 1,201,538
Capital campaign	312,695	2,979,935
	<u>\$ 2,272,349</u>	<u>\$ 4,181,473</u>



**Note 13 – Contributed Services and Supplies**

The value of contributed services and supplies meeting the requirements for recognition in the financial statements are as follows for the years ended September 30:

	<u>2017</u>	<u>2016</u>
Contributed services:		
Physicians	\$ 1,443,016	\$ 1,295,750
Dentists	1,064,400	938,200
Nurses	88,615	72,308
Pharmacists	111,203	43,613
Dental and medical assistants	50,404	40,880
Patient software	272,400	276,400
Other	193,487	191,482
	<u>3,223,525</u>	<u>2,858,633</u>
Contributed medical and dental supplies	147,583	82,733
	<u>\$ 3,371,108</u>	<u>\$ 2,941,366</u>

Contributed service rates are provided by the Florida Department of Health.

**Note 14 – Commitments and Contingencies**

From time to time, the Organization may be involved in various asserted claims and legal proceedings arising in the ordinary course of business, some of which may involve claims for substantial amounts.

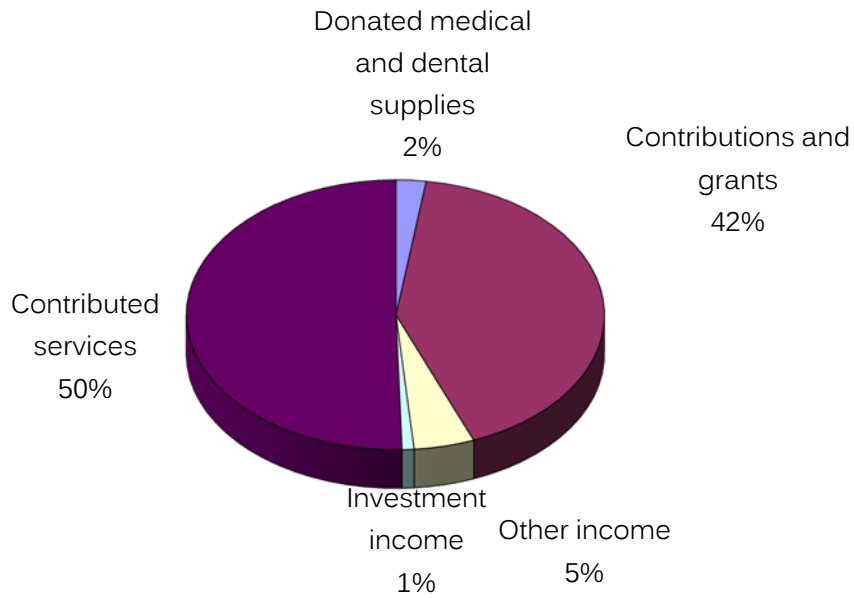
Management provides provisions for these items to the extent that the losses are deemed both probable and reasonably estimable. No provisions were required for the years ended September 30, 2017 and 2016.

# Supplementary Information

Caridad Center, Inc.  
 Components of Support and Revenue  
 September 30, 2017

---

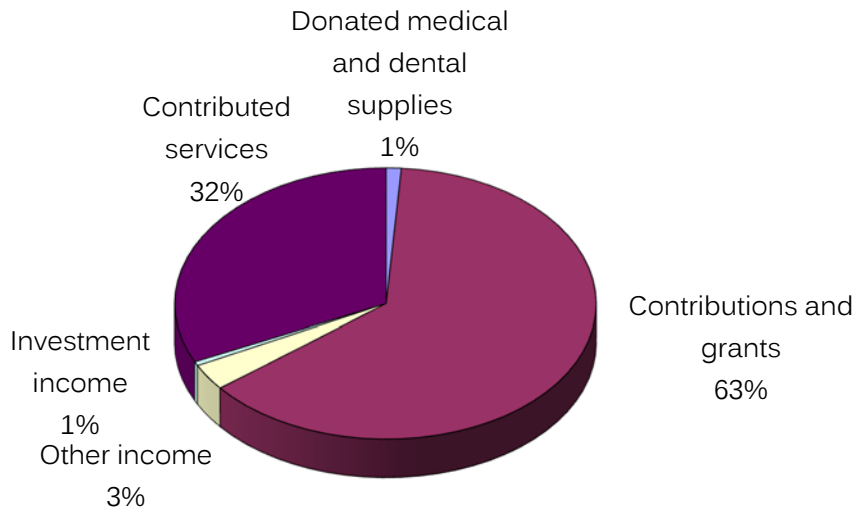
Donated medical and dental supplies	2%	\$ 147,583
Contributions and grants	42%	2,660,175
Other income	5%	297,847
Investment income	1%	58,922
Contributed services	<u>50%</u>	<u>3,223,525</u>
	100%	\$ 6,388,052



Caridad Center, Inc.  
 Components of Support and Revenue  
 September 30, 2016

---

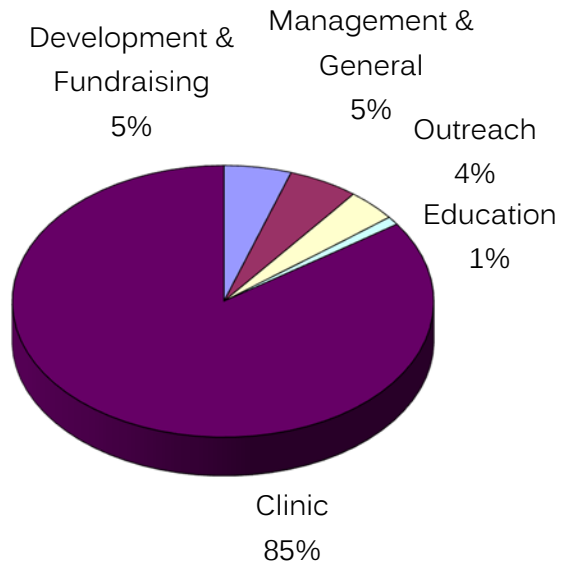
Donated medical and dental supplies	1%	\$ 103,015
Contributions and grants	63%	5,644,742
Other income	3%	281,077
Investment income	1%	43,330
Contributed services	<u>32%</u>	<u>2,858,633</u>
	100%	\$ 8,930,797



Caridad Center, Inc.  
 Components of Functional Expenses  
 September 30, 2017

---

Development & Fundraising	5%	\$ 381,296
Management & General	5%	397,937
Outreach	4%	287,212
Education	1%	30,698
Clinic	<u>85%</u>	<u>6,268,207</u>
	100%	\$ 7,365,350



Caridad Center, Inc.  
 Components of Functional Expenses  
 September 30, 2016

---

Development & Fundraising	6%	\$ 392,494
Management & General	6%	384,845
Outreach	3%	216,223
Education	1%	31,679
Clinic	<u>84%</u>	<u>5,624,454</u>
	100%	\$ 6,649,695

